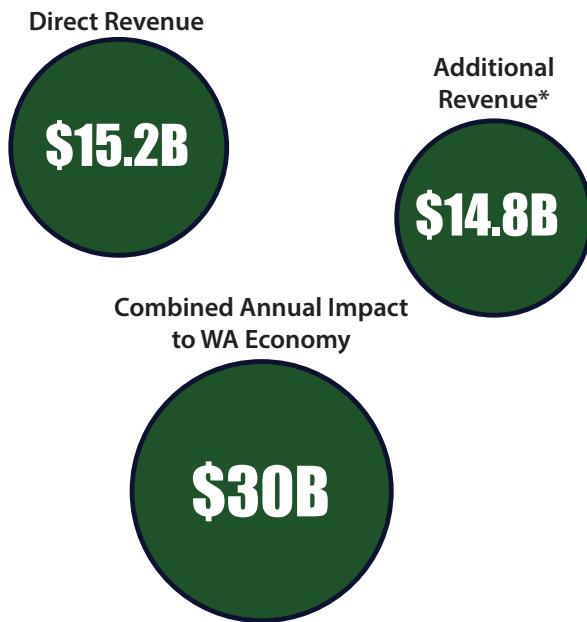


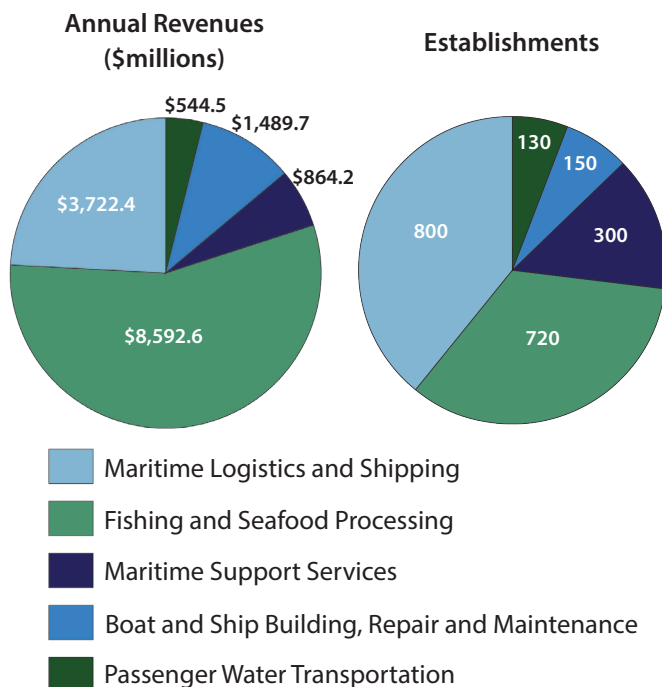
Economic Impact *of the* Maritime Industry in Washington State

The Washington State Maritime Cluster Economic Impact Study sought to quantify the impact of the maritime industry in order to better understand and strengthen its contributions to the regional economy. Below are some of the study's key findings. Go to www.EDC-SeaKing.org/maritime-study to download the report.

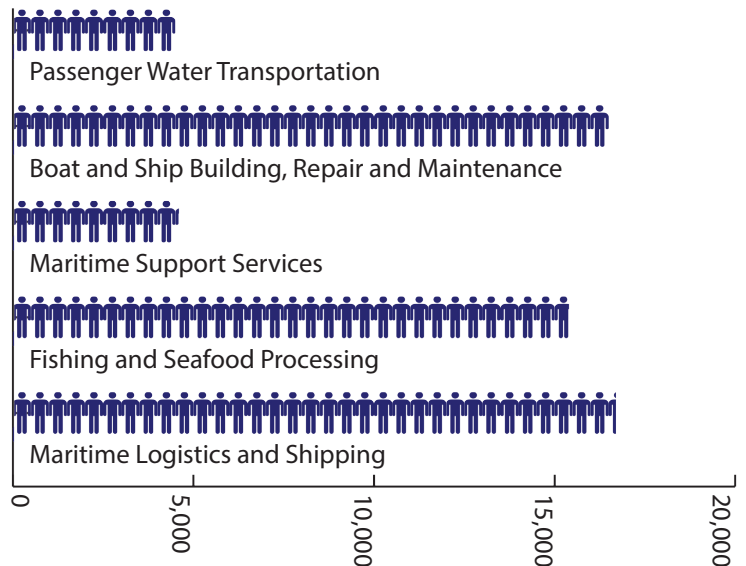
ANNUAL ECONOMIC IMPACT IN WASHINGTON



*Additional revenue refers to indirect impacts associated with first round purchases through suppliers as well as induced impacts through labor income and additional jobs, income, and output resulting from the spending of this income in WA.



JOBS BY INDUSTRY SUBSECTOR



In 2012, the maritime cluster directly employed 57,700. Indirect and induced maritime jobs accounted for another 90,000, for a total impact of nearly 148,000 jobs in Washington.

The maritime industry paid nearly **\$4 billion** in wages in 2012 with average salaries of **\$70,800**. In comparison, the state's median wage is \$51,000.

Every direct job in the maritime industry supports **1.6 jobs** elsewhere in the economy. And for every \$1 million in sales, another **10 jobs** are supported elsewhere in the economy.

Industry-wide, revenues have grown **6.4%** per year on average with the largest growth rate in Maritime Logistics and Shipping, at a robust **10.2%**.



Economic Development Council
of Seattle and King County



WORKFORCE DEVELOPMENT COUNCIL
OF SEATTLE - KING COUNTY
Our Workforce, Our Future
A proud partner of the americanjobcenter network

