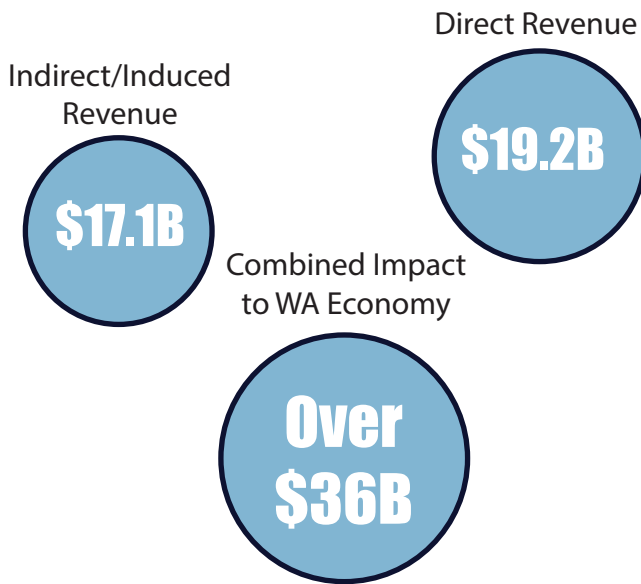


Economic Impact *of the* Interactive Media Industry in Washington State

The Washington State Interactive Media Industry Assessment updates a 2007 study quantifying the impact of the interactive media industry in order to leverage and grow businesses and economic activity within the Interactive Media Cluster in the Puget Sound region and throughout Washington State. Below are some of the study's key findings. Go to www.EDC-SeaKing.org/IMreport to download the report.

INDUSTRY'S ECONOMIC IMPACT IN WASHINGTON



The Interactive Media cluster supports—either directly or through multiplier effects—statewide labor income of \$6.1 billion and as many as 76,200 jobs.

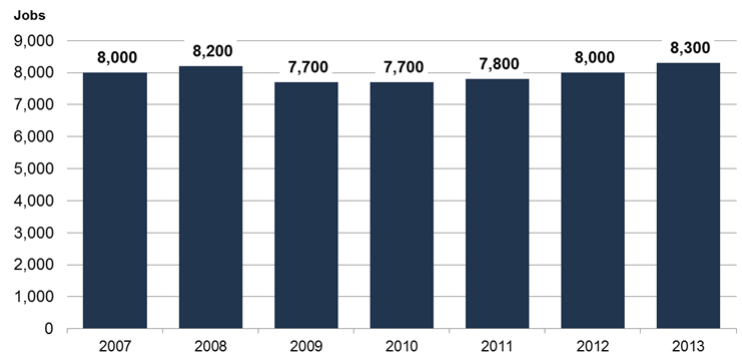
There were an estimated 330 Interactive Media companies in Washington in 2013, plus many more self-employed workers.

Washington State has more software publishing industry jobs than any other state and ranks 4th in total interactive media jobs nationally.

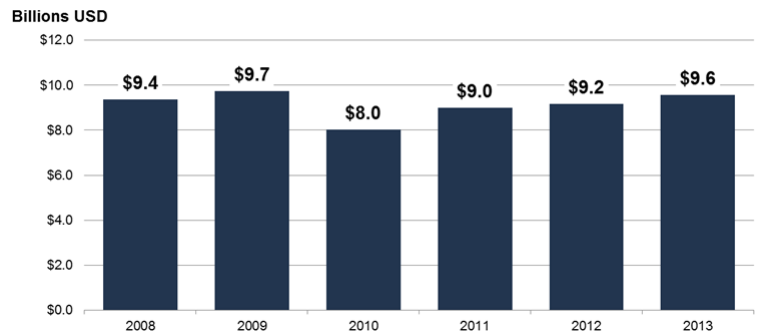


Economic Development Council
of Seattle and King County

ESTIMATED IM EMPLOYMENT, MEDIUM TO SMALL SIZED INTERACTIVE MEDIA COMPANIES, WASHINGTON STATE 2007-2013



GROSS BUSINESS INCOME AMONG MEDIUM TO SMALL SIZED INTERACTIVE MEDIA COMPANIES, WASHINGTON STATE 2008-2013 (2013 \$)



INTERACTIVE MEDIA OCCUPATIONS, JOBS AND WAGES IN PUGET SOUND REGION, RANKED BY JOBS IN OCCUPATION, 2012

Occupation	Jobs in Occupation	Annual Median Wages	Top 10% Wages
Software Developers, Applications	36,300	\$102,020	\$142,170
Software Developers, Systems Software	13,670	\$98,780	\$149,470
Computer Programmers	11,270	\$95,090	\$133,940
Computer Systems Analysts	10,950	\$91,910	\$135,740
Computer User Support Specialists	10,340	\$52,180	\$90,260
Network and Computer Systems Admins	5,700	\$77,710	\$115,060
Computer Occupations, All Other	4,530	\$87,600	\$139,110
Multimedia Artists and Animators	2,360	\$63,780	\$109,800
Database Administrators	2,250	\$89,370	\$122,790
Computer and Information Research Scientists	360	\$103,040	\$153,640